Graphical Inequalities

Example 1

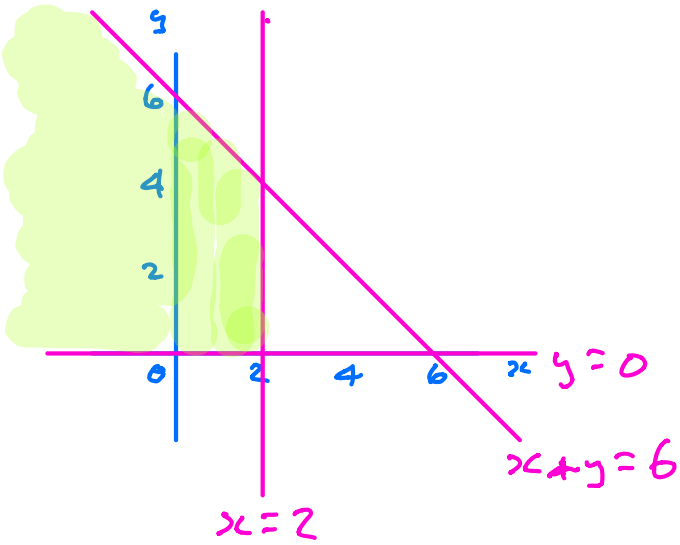

Shade the area where

$y \geq 0$

$x \leq 2$

$x + y \leq 6$

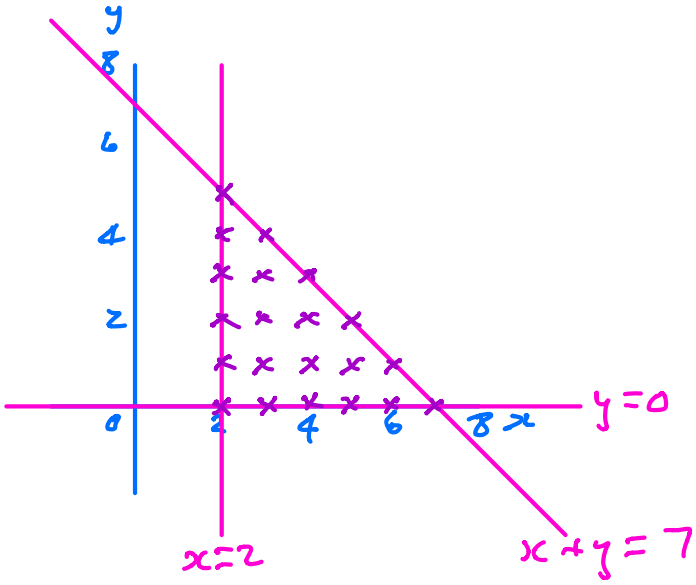

Example 2

Mark with a x all the points that satisfy

$x \geq 2$

$y \geq 0$

$x + y \leq 7$

x, y are both integers

3 **a** Draw the line $x = -2$ (as a solid line).

b Draw the line $x = 1$ (as a solid line) on the same grid.

c Shade the region defined by $-2 \leqslant x \leqslant 1$.

4 **a** Draw the line $y = -1$ (as a dashed line).

b Draw the line $y = 4$ (as a solid line) on the same grid.

c Shade the region defined by $-1 < y \leqslant 4$.

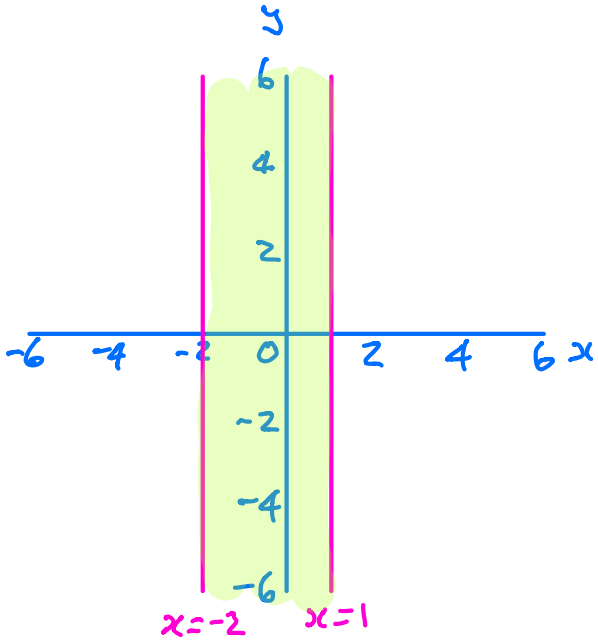

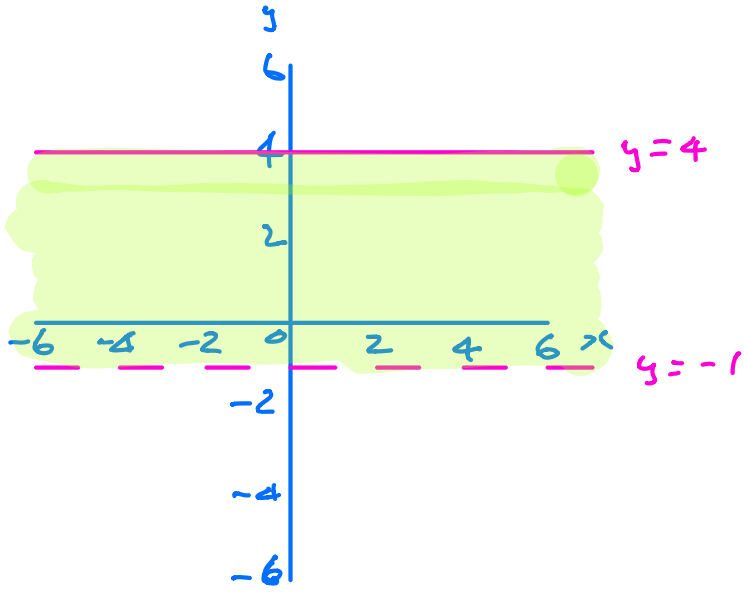

5 **a** On the same grid, draw the regions defined by these inequalities.

i $-3 \leqslant x \leqslant 6$ **ii** $-4 < y \leqslant 5$

b Are the following points in the region defined by both inequalities?

i (2, 2) **ii** (1, 5) **iii** (–2, –4)

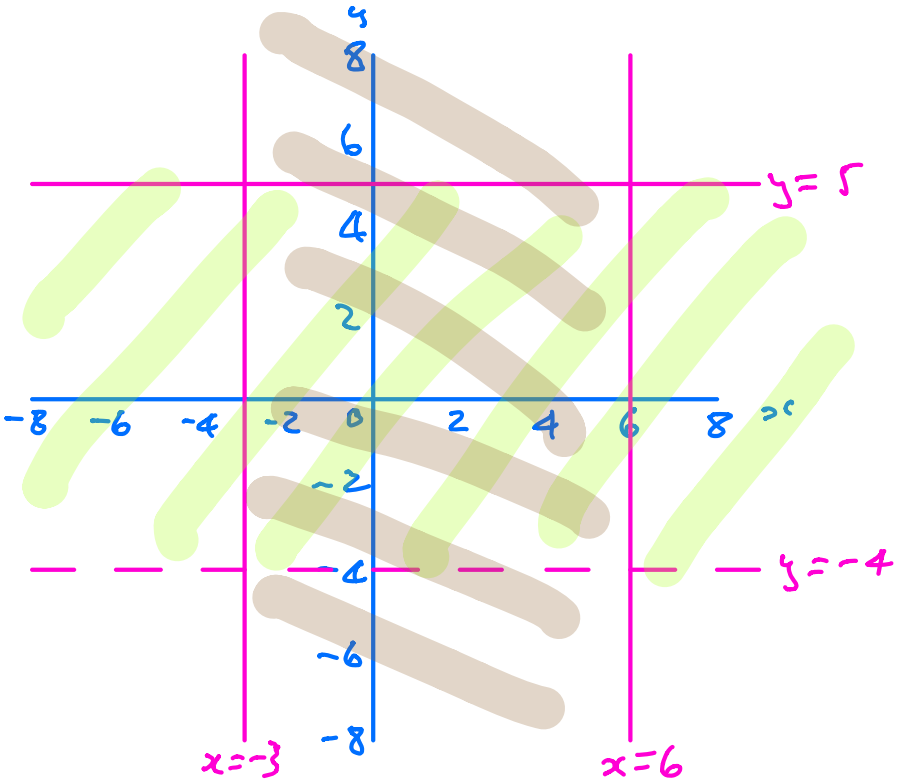

(2, 2) Yes in both regions

(1, 5) Yes

(-2, -4) No cannot be on dashed line